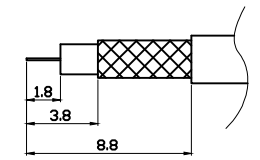
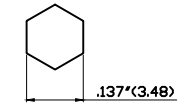
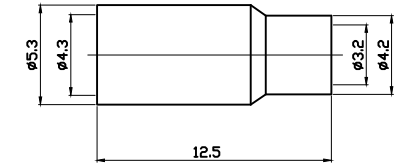
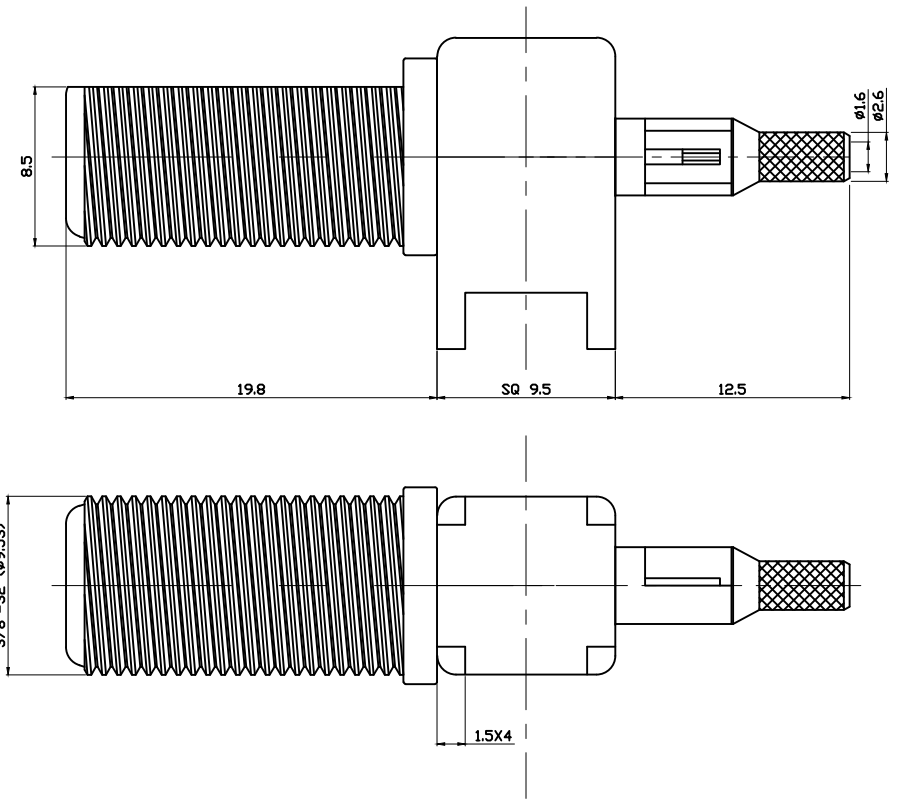


ROHS COMPLIANCE

DATE	DESCRIPTION	REV
15. 07. 23	NEW RELEASE	NA
17. 03. 20	銅管難塞更改上方尺寸，變更銅管尺寸	△



Recommended Crimped Dimensions for Ferrule

Recommended Cable Stripping Dimensions

DO NOT SCALE DRAWING

NO	Description	Q'ty	Material	Finish
7				
6				
5				
4	FERRULE	1	BRASS	NICKEL
3	PIN	1	BRASS	NICKEL
2	INSULATOR	2	PTFE	WHITE
1	BODY	3	BRASS	NICKEL

MAJOR DIMENSIONS			
UNLESS OTHERWISE NOTED TOLERANCES			
0.5-6=±0.2			
6-30=±0.4			
30-120=±0.6			
ANGLES=±5°			
SCALE	5:1	UNIT	MM

APPROVED BY <i>FyunSiang</i>
CHECKED BY <i>FyunSiang</i>
DRAWING BY <i>FyunSiang</i>
DATE 2017/03/20

OLD DRAWING NO
THIRD ANGLE PROJECTION

DRAWING NO 722S6X-RK-XX-1TGN-7
TITLE R/A F JACK CRIMP FOR RG179 PCB MOUNT CABLE TYPE

WEIJE ELECTRONICS CO., LTD.

REV.
A